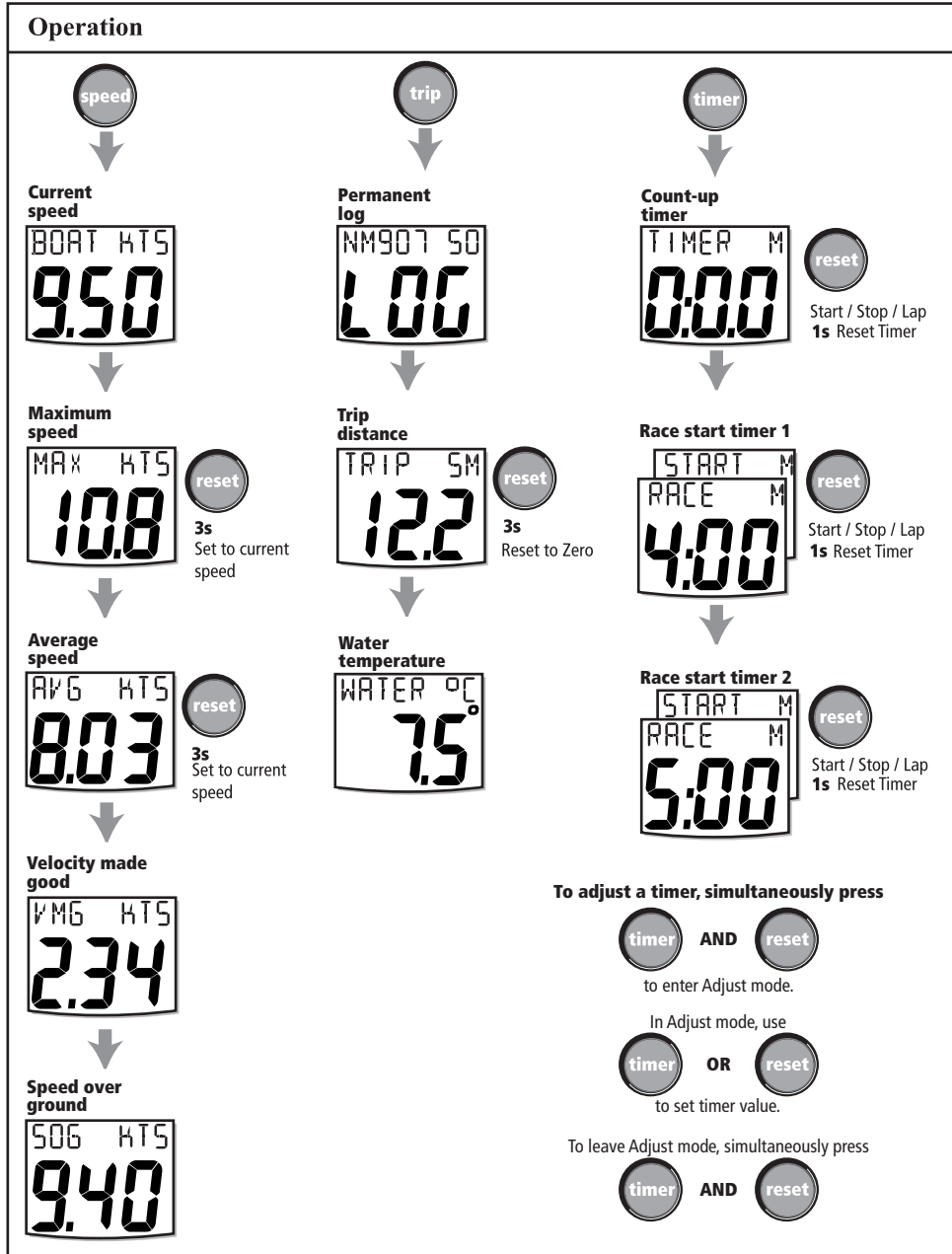


ST60 Setup & Operation Cue Card

SPEED





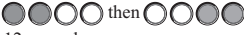


Introduction

This cue card provides a quick reference guide to the operation and calibration features of the ST290 Speed instrument. Unless stated otherwise, all key presses are momentary.



ST60 Setup & Operation Cue Card

SPEED

Illumination		
Enter Illumination Mode  Hold down for 1 second		
Adjust  Press repeatedly to cycle through settings		
Calibration		
User Speed Units Speed Resolution Log Units Speed Calibration (SOG or manual) Temperature Units Temperature Calibration Time Beep (On/Off) Pop-up pilot (On/Off)	Intermediate Software Version Master/Repeater Selection (automatically set) Speed Calibration (auto)	Dealer User Calibration (On/Off) Speed Response (Fast/Slow) VMG Response (Fast/Slow) Boatshow Mode (On/Off) Factory Defaults (On/Off)
User Calibration Mode  2 seconds	Intermediate Calibration Mode  4 seconds	Dealer Calibration Mode  then  12 seconds
Exit Calibration Mode and Save Changes  2 seconds		